



Year 2

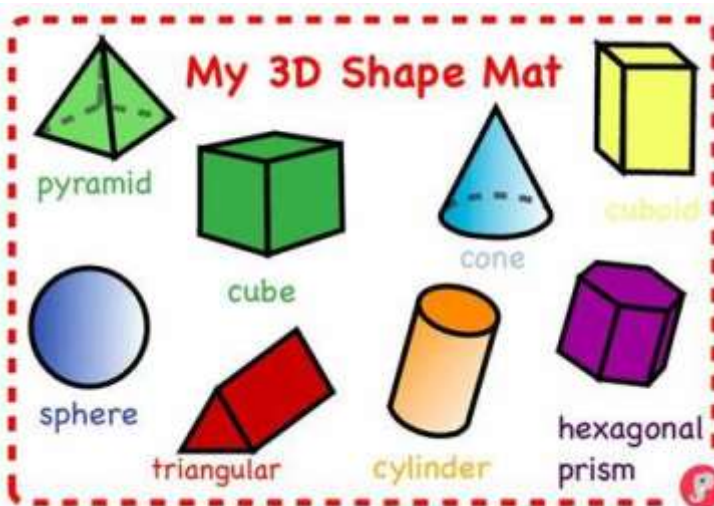
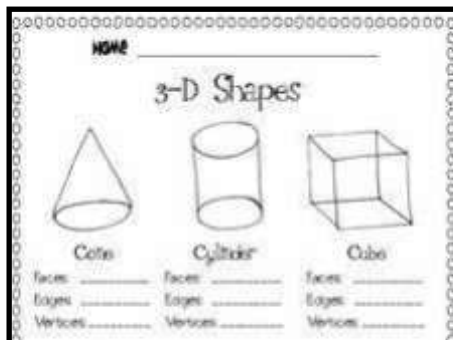
Learn by heart of the week: 3DShapes

3D Shape fact file

Make a shape fact file.

On each page:

- ◆ Draw and colour each 3D shape
- ◆ Write down its name
- ◆ Write how many edges it has
- ◆ Write how many faces it has
- ◆ Write how many vertices it has



Continue to use the websites below to help with your time tables:

Times Tables Rock stars—Use your school login

<https://play.ttrockstars.com/auth/school/student/50699>

Hit the button—no log in needed

<https://www.topmarks.co.uk/maths-games/hit-the-button>

Skip counting by 5 Rap for Kids -

https://www.youtube.com/watch?v=LZAqhF_2vvs

3D Shape Hunt

What 3D shapes can you find around your house? Name the shape and make a chart. Which is the most popular shape? Which is the least?



<https://www.bbc.co.uk/bitesize/topics/zjv39j6/articles/zgqpk2p>





3D Feely Bag

Find an object, name the 3D shape from its properties then place it in a bag. Get someone to place their hand into the bag and describe the shape. Can they guess the shape's name by feeling it?

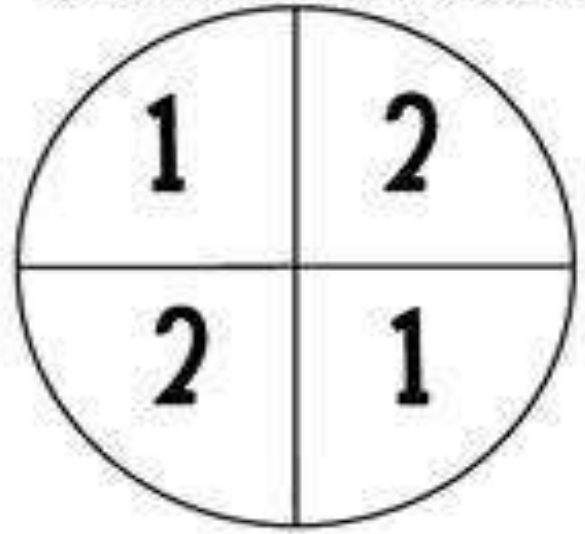






Start

 FACES	 EDGES	 VERTICES	 FACES
--	--	---	---

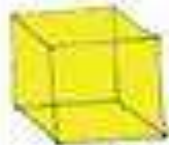

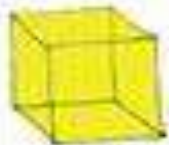








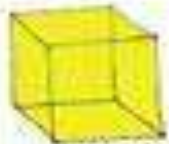


SPIN AND MOVE THAT MANY SPACES!



SHAPE RACE

 EDGES
 VERTICES

Finish

 EDGES	<p>DIRECTIONS: USE A PAPER CUP AND PENCIL TO SPIN. MOVE YOUR MARKER THAT MANY SPACES. TELL YOUR PARTNER THE NAME OF THE SHAPE AND THE AMOUNT OF THE ATTRIBUTE NAMED UNDER THE SHAPE (FACES, EDGES, OR VERTICES). THE FIRST PLAYER TO FINISH WINS!</p>				 EDGES	 FACES	 FACES	 EDGES
 FACES					 VERTICES			
 EDGES	 FACES	 VERTICES	 FACES	 VERTICES	 VERTICES	 FACES		